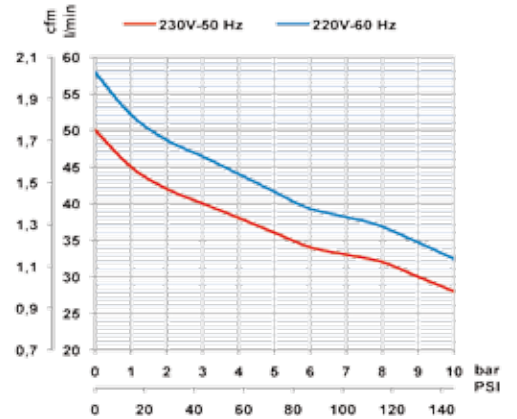


SIL-EOL SILENT COMPRESSORS



MODEL: SIL-EOL 24/50 PURE AIR

L x W x H		
50	50	65
Kg		Lbs
33		73
tot. pallet		8

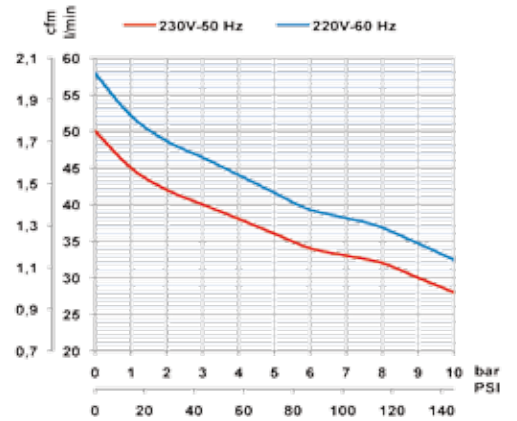


Volt	Hz	Ph	kW	Hp	l/min	cfm	litri	Gal	bar	PSI	R.P.M	dB (A)	L	W	H	kg	Lbs		
230	50	1	0,37	0,5	50	2,15	24	6,34	8	114	2800	40	40	60	55	31	68		



MODEL: SIL-EOL 25/50 MOBILE

L x W x H		
70	53	83
Kg		Lbs
34		75
tot. pallet		4

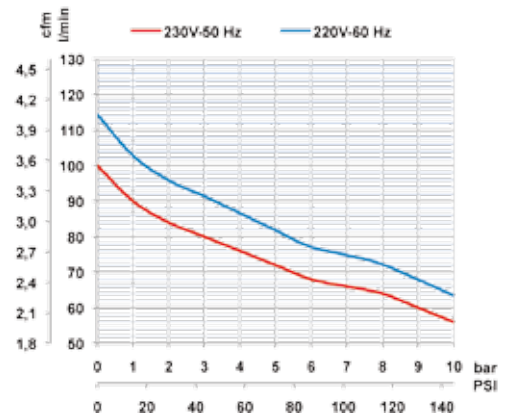


Volt	Hz	Ph	kW	HP	l/min	cfm	litri	Gal	bar	PSI	R.P.M	dB (A)	L	W	H	kg	Lbs		
230	50	1	0,37	0,5	50	2,15	25	6,5	8	114	2800	40	51	60	83	33	73		



MODEL: SIL-EOL 25/100 MOBILE

L x W x H		
70	53	83
Kg		Lbs
48		106
tot. pallet		4



Volt	Hz	Ph	kW	HP	l/min	cfm	litri	Gal	bar	PSI	R.P.M	dB (A)	L	W	H	kg	Lbs		
230	50	1	0,74	1	100	4,3	25	6,5	8	114	2800	40	51	60	83	47	103		