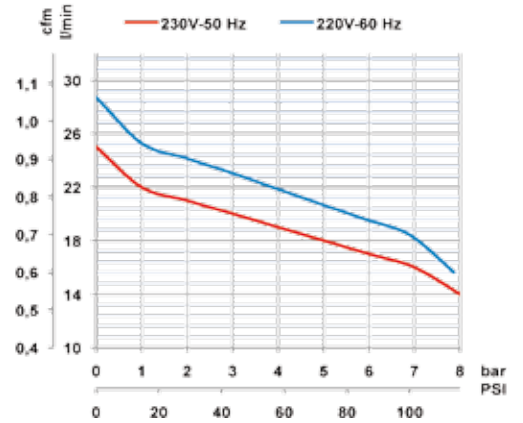


SIL-EOL SILENT COMPRESSORS



MODEL : ART SPRAY 30

L x W x H		
38	38	44
Kg		Lbs
17		37
tot. pallet		18



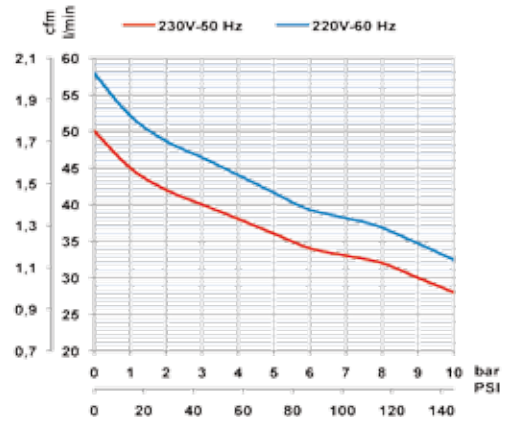
Volt	Hz	Ph	kW	Hp	l/min	cfm	litri	Gal	bar	PSI	R.P.M	dB (A)	L	W	H	kg	Lbs		
230	50	1	0,18	0,25	30	1,08	6	1,58	8	114	2800	40	37	33	36	16	34		

6



MODEL : ART SPRAY 50

L x W x H		
38	38	40
Kg		Lbs
23		50
tot. pallet		18

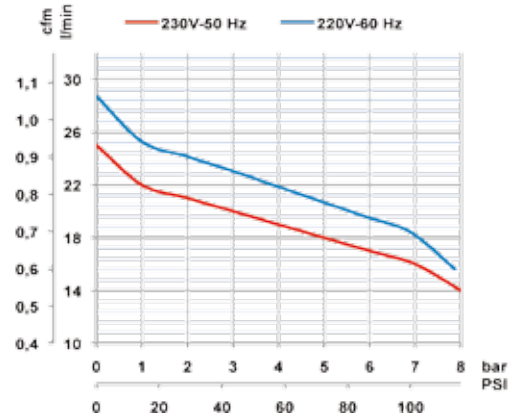


Volt	Hz	Ph	kW	Hp	l/min	cfm	litri	Gal	bar	PSI	R.P.M	dB (A)	L	W	H	kg	Lbs		
230	50	1	0,37	0,5	50	2,15	6	1,58	8	114	2800	40	37	33	36	21	46		



MODEL : BABY A

L x W x H		
37	18	32
Kg		Lbs
14		30
tot. pallet		18



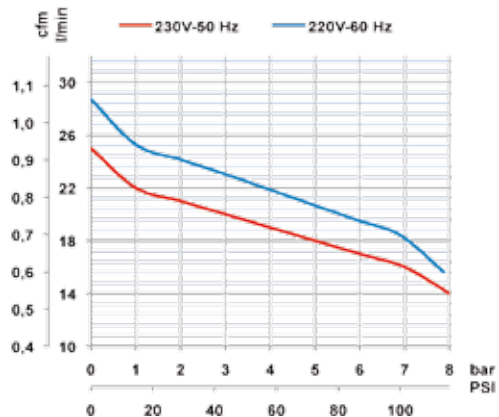
Volt	Hz	Ph	kW	Hp	l/min	cfm	litri	Gal	bar	PSI	R.P.M	dB (A)	L	W	H	kg	Lbs		
230	50	1	0,18	0,25	30	1,08	1,5	0,40	8	114	2800	40	42	19	30	12	26		

COMPRESSORI SILENZIOSI SIL-EOL



MODEL: BABY 6/30

L x W x H		
48	22	50
Kg		Lbs
23		51
tot. pallet		14

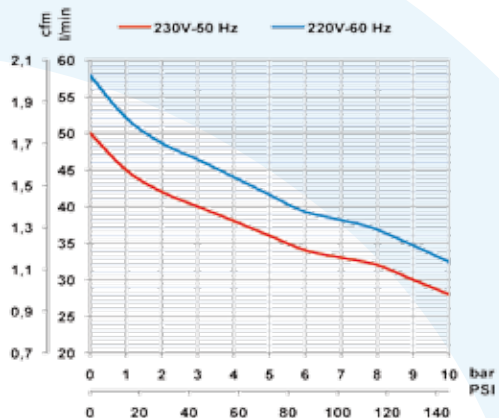


Volt	Hz	Ph	kW	Hp	l/min	cfm	litri	Gal	bar	PSI	R.P.M	dB (A)	L	W	H	kg	Lbs		
230	50	1	0,18	0,25	30	1.08	6	1,58	8	114	2800	40	47	20	40	22	48		



MODEL: BABY 6/50

L x W x H		
48	22	50
Kg		Lbs
28		62
tot. pallet		14

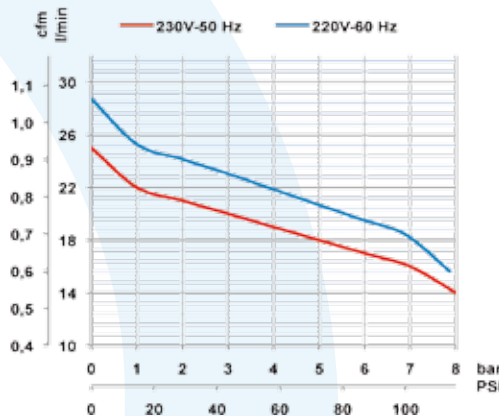


Volt	Hz	Ph	kW	Hp	l/min	cfm	litri	Gal	bar	PSI	R.P.M	dB (A)	L	W	H	kg	Lbs		
230	50	1	0,37	0,5	50	2,15	6	1,58	8	114	2800	40	47	20	40	27	59		



MODEL: JOJO 30

L x W x H		
43	20	53
Kg		Lbs
18		39
tot. pallet		16



Volt	Hz	Ph	kW	Hp	l/min	cfm	litri	Gal	bar	PSI	R.P.M	dB (A)	L	W	H	kg	Lbs		
230	50	1	0,18	0,25	30	1.08	6	1,58	8	114	2800	40	43	18	51	15	34		