

## APPLICATIONS

- Ideal for small/average size homes, cottages, weekenders
- Domestic water supply
- Pressure boosting
- Automatic water transfer



## The Weekender Series W2 Davey® (XP)

Home Pressure System

Model Number: W2 (XP35P8)

Economical, compact 35lpm domestic pressure system driven by a single stage jet assisted centrifugal pump.

The unit features a TEFC motor and includes a Supercell 8P tank which provides 3 litre draw-off.

## WHY CHOOSE THE DAVEY WEEKENDER SERIES W2?

### PUMP

Single stage, jet assisted.  
Closed vane impeller.  
304 stainless steel pump shaft.  
Internal check valve.  
Mechanical shaft seal.  
Oring casing seal.  
Pressure switch control.

### MOTOR

Davey manufactured.  
2 pole, 2850rpm/50Hz or 3420rpm/60Hz.  
TEFC with IP55 enclosure.  
Class F insulation.  
Permanently split capacitor design.  
Double contact C3-HTG rated sealed ball bearings.  
In-built thermal overload protection.  
Plastic feet on motor shell.

### PRESSURE TANK

Captive diaphragm design.  
Heavy duty Butyl diaphragm meets health requirements for potable water applications.  
Deep drawn steel shell with appliance like 2 part paint finish.

### BENEFITS

- Manufactured from quality corrosion resistant materials
- TEFC motor-corrosion resistant and excludes dust and dirt
- Motor and pump designed for frequent starts
- Discharge may be rotated through 180o - makes plumbing easier
- Quick and easy installation
- Low maintenance
- Easy to service if required

## OPERATING LIMITS

Capacities to	35 lpm @ 140kPa
Maximum total head	35m
Cut-in pressure	140kPa
Cut-out pressure	280kPa
Maximum liquid temperature	50°C
Maximum ambient temperature	50°C
Maximum suction lift	6m
Inlet size	1" F
Outlet size	1" F

## MATERIALS OF CONSTRUCTION

PART	MATERIAL
Impellers	Glass filled polycarbonate
Pump casing	Glass filled nylon
Pump shaft	304 stainless steel
Internal check valve	Delrin
Check valve spring	304 stainless steel
Seal ring (stationary)	Ceramic
Seal ring (rotating)	Carbon
Seal ring elastomer	Nitrile rubber
Seal spring	304 stainless steel
O-rings	Nitrile rubber
Jet	Acetyl
Venturi/coverplate	Glass filled noryl
Priming plug	Glass filled polypropylene
Motor shell	Marine grade aluminium
Motor shell finish	Baked polyester
Pressure tank shell	Steel
Pressure tank shell finish	Epoxy primer with polyurethane epoxy finish
Pressure tank diaphragm	Butyl rubber
Pressure tank liner	Potable grade virgin polypropylene
Pressure tank inlet	Stainless Steel

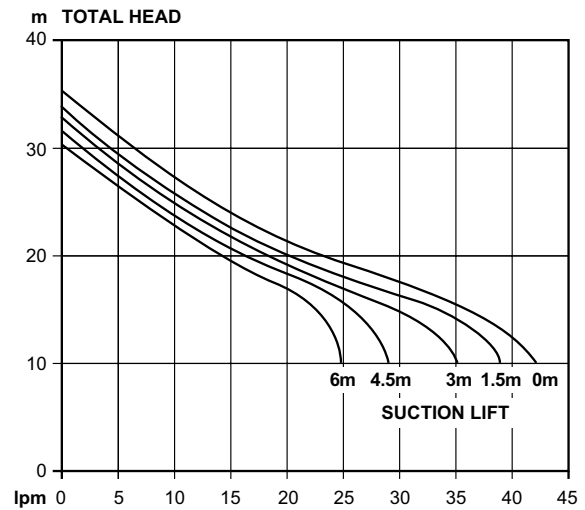
## INSTALLATION & PRIMING

- On installations with suction lifts over 1m, a good quality foot valve should be fitted to avoid loss of prime. In this case the check valve inside the pump should be removed.
- The system is primed by removing the pressure tank, filling with water and replacing the tank prior to switch on.

## ELECTRICAL DATA

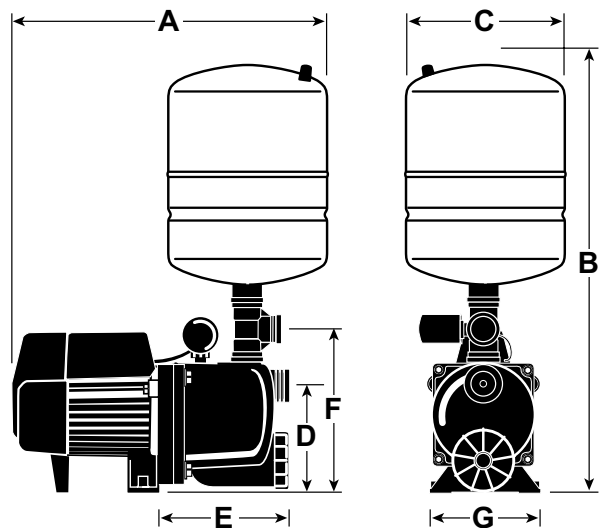
Supply Voltage	220-240V
Supply frequency	50Hz
Nominal speed	2850rpm
Input power (P <sub>1</sub> )	0.6kW
Output power (P <sub>2</sub> )	0.31kW
Full load current	2.4 amps
Locked rotor current	12 amps
Starting	P.S.C.
Insulation class	Class F
Pressure switch cut-in	140kPa
Pressure switch cut-out	280kPa

## HYDRAULIC PERFORMANCE



## DIMENSIONS (MM)

Type	A	B	C	D	E	F	G	Mounting Holes Diameter	Inlet BSP	Outlet BSP	Net Weight (kg)
W2 (XP35P8)	424	565	200	131	170	215	170	10	1" F	1" F	6.21



## APPLICATIONS

Ideal for pumping clean, non-volatile liquids without fibres or solids in such applications as :-

- Household water supply
- Irrigation
- Water transfer
- Washing systems



## The Weekender Series W4T Davey® (XP) with Torrium®2

Home Pressure System

Model Number: W4T (XP45T)

Robust and compact, single stage, jet assisted centrifugal pump with Torrium®2 constant flow control and loss of prime device for automatic water pressure.

Designed for small to medium size, single storey homes.

## WHY CHOOSE THE DAVEY WEEKENDER SERIES W4T WITH TORRIUM®2?

The Weekender Series home pressure system consists of an XP pump fitted with a Torrium®2 controller. The Torrium®2 is supplied connected electrically to the XP pump motor for:

- Easy non-tradesmen installation and assembly
- Positive safety under varied weather conditions

The combination of the high pressures supplied by the jet assisted XP pump and constant flow control provided by the Torrium®2 enables you to enjoy the benefits of a strong comfortable shower from a pump that does not cycle plus the reliability of adaptive technology.

Compliance with the strict requirements of ISO 9001.2000 quality standards ensures consistency of quality of the system.

### TORRIUM2 CONTROLLER

For more information visit [www.davey.com.au](http://www.davey.com.au)

### PUMP

Made from corrosion resistant engineering plastic materials ensuring:-

- Long service life
- Low maintenance
- Reliable water quality

Single stage jet assisted centrifugal pump with closed vane impeller for:-

- Compact size
- High pressure performance

High quality, low-drag mechanical shaft seal for long life and reliable starting.

## MOTOR

The Davey manufactured TEFC motor has an IP55 enclosure providing:-

- Excellent corrosion resistance
- High levels of resistance to dust and rain

All XP pump motors are class F insulation rating and have higher than normal ambient temperature ratings of 50°C, providing for longer life, improved tolerance to voltage variations and peace of mind, even on the hottest days.

All XP pump motors are single phase permanently split capacitor design for:-

- Reliable starting even in low voltage circumstances
- Superior frequent starting performance

Single phase motors are protected against both high operating temperatures and high current by a built in, automatically resetting thermal overload.

Double contact C3-HTG sealed bearings for quieter running and longer life.

Corrosion resistant feet on motor shell, include three point bolt-down facility.

Standard models are 220/240 volt, 50Hz, single phase. XP models in 60Hz 110/115 volt and 220/230 volt single phase available on request.

### OPERATING LIMITS

Maximum system pressure	450kPa
Capacities to	45 lpm
Maximum total head	32m
Maximum suction head	6m
Maximum ambient temperature	50°C
Maximum water temperature	50°C
Maximum suction lift	6m
Minimum water temperature	1°C

Torrium®2 cut-in pressure is normally 80% of the pumps last shut-off head.

### ELECTRICAL DATA

Supply Voltage	220-240V
Supply frequency	50Hz
Nominal speed	2850rpm
Input power (P1)	0.65kW
Output power (P2)	0.45kW
Full load current	3.0 amps
Locked rotor current	12 amps
Starting	P.S.C.
Enclosure class	IP55
Insulation class	Class F
Pressure switch cut-in	140kPa

Note: All performance at 240V 50Hz

### TORRIUM®2

Voltage	110V-240V±10%
Phase	Single
Hz	50 / 60
IP rating	56
Maximum load current	10A
Maximum motor size*	1.8kW
Surge protection	Varistor

\*At 240V input

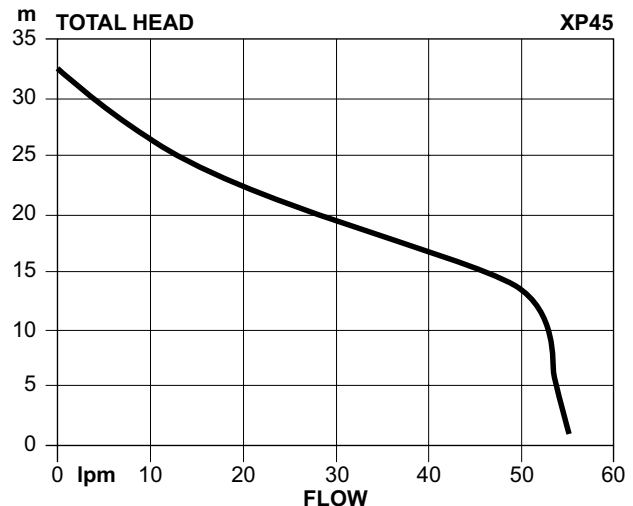
### MATERIALS OF CONSTRUCTION

PART	MATERIAL
<b>Pump</b>	
Impellers	Glass filled polycarbonate
Pump casing	Glass filled noryl
Pump shaft	303 stainless steel
Check valve spring	303 stainless steel
Seal ring (stationary)	Ceramic
Seal ring (rotating)	Carbon (synthetic)
Seal spring	304 stainless steel
Orings	Nitrile rubber
Jet	Acetal
Venturi/coverplate	Glass filled noryl
Seal ring elastomer	Nitrile rubber
Priming plug	Glass filled noryl
Motor shell	Marine grade aluminium
Motor shell finish	Baked polyester
<b>Torrium®2</b>	
Housing	Glass fibre reinforced nylon
Pressure tank diaphragm	Santoprene 87
Pressure tank springs	Molybond coated tempered steel
Sensor plate	316 Stainless Steel
Inlet union	Glass fibre reinforced nylon
Orings	Nitrile

### INSTALLATION & PRIMING

- Installations with suction lift require a good quality foot valve to avoid loss of prime - remove in-built check valve.
- To prime, fill pump body and suction line through priming plug hole located above suction inlet and replace plug.

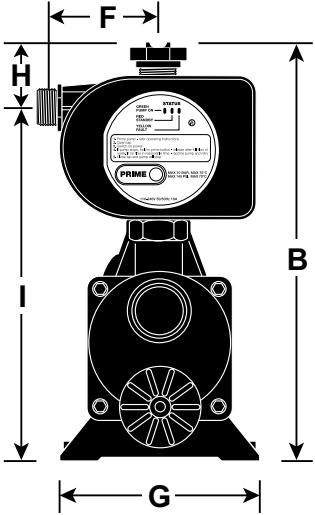
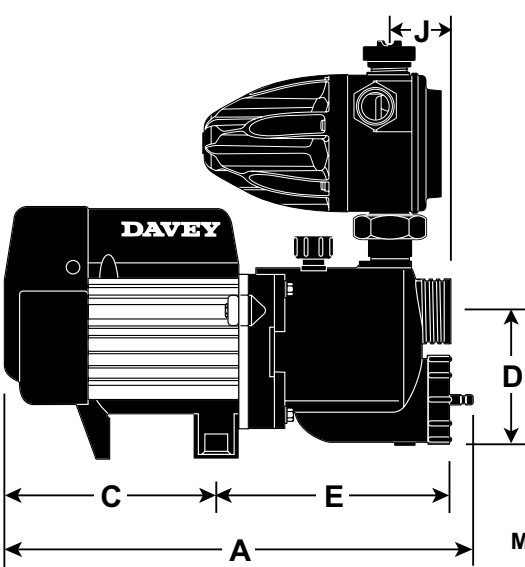
### HYDRAULIC PERFORMANCE





DIMENSIONS (MM)

Type	A	B	C	D	E	F	G	H	I	J	Inlet	Outlet	Net Weight (kg)
W4T (XP45T)	391	370	183	134	195	115	170	75	295	50	1" F	1" M	7.5



Mounting holes: 2 of 10 Ø @ 140 centres

